


kidspiration[®]
Version 2

Activity Guide





Grades K-5

TM

Inspiration[®]
SOFTWARE, INC.

Reading & Writing

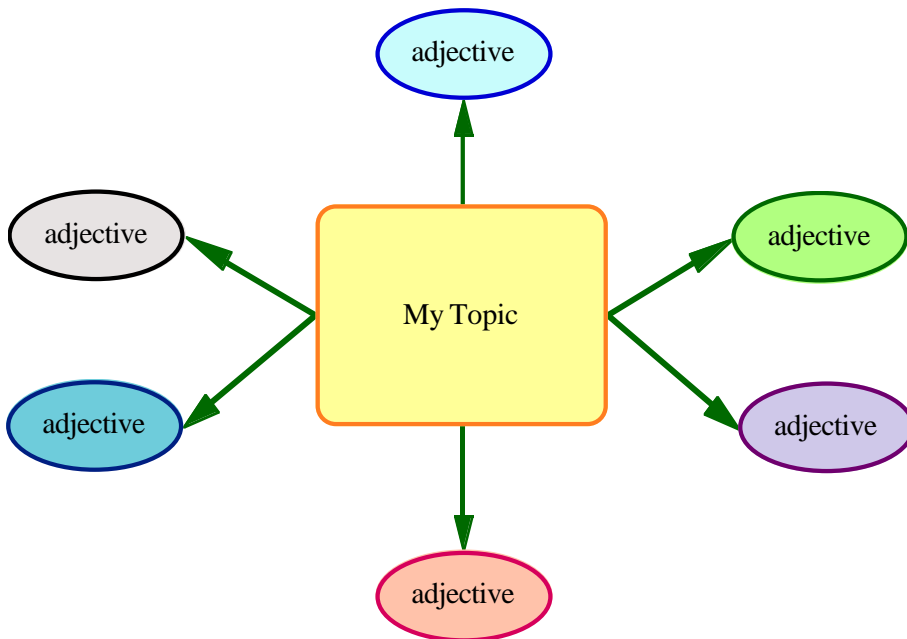


Adjectives

Standard Students use descriptive language to clarify and enhance ideas.

1 Use pictures and words to describe a topic.

2 Go to Writing View to add details.




! Challenge! Try to use all five senses in your description.





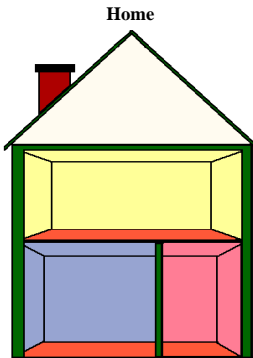


All About Me

Standard Students use a variety of strategies, such as drawing pictures, to describe experiences, people, objects, events, places and story elements.



1 Use pictures and words to tell about yourself.

2 Go to Writing View and add a sentence for each idea.

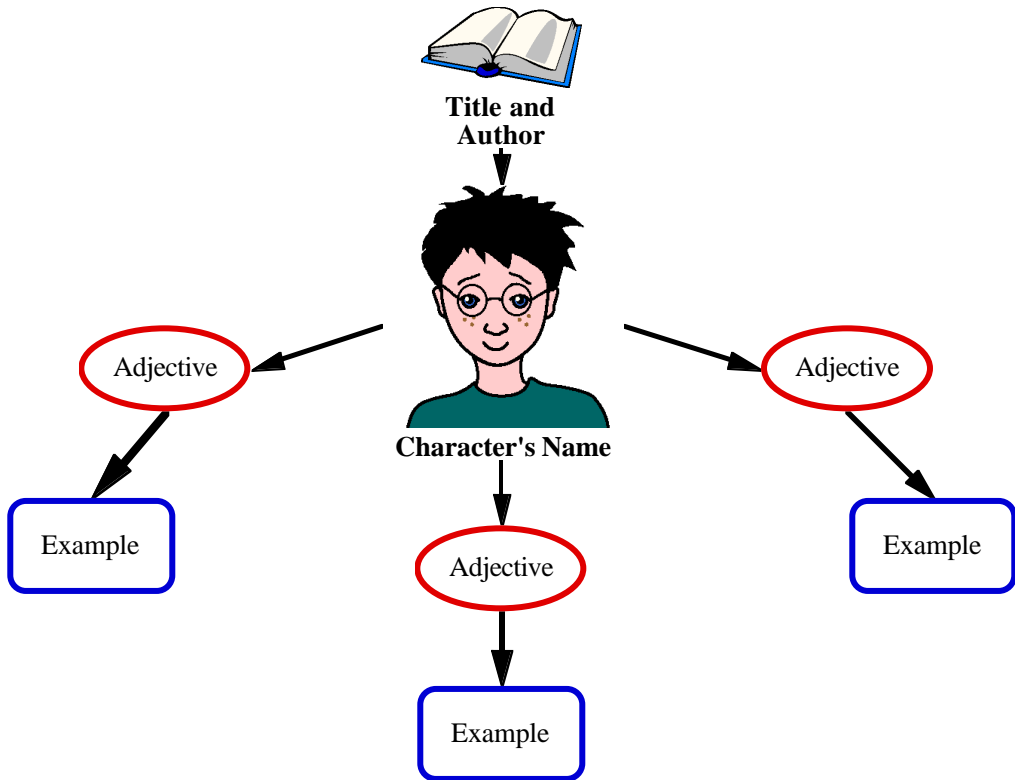


Character Web

Standard Students understand character development and characterization techniques in literary works.


1 Use pictures and words to tell about a character in your book.


2 Go to Writing View to add details.





Journal


Standard Students produce journals and response logs.


 Tell what you are thinking in each of these areas today.


 Today's date is: _____

 weather _____

 reading _____

 home _____

 school _____

 friends _____



Letter

Standard Students develop skills, such as organization and conventions of form, to write personal and formal letters.



Write today's date below the line.



Who are you writing to?

Dear



Paragraph 1: Tell what you have been doing. Write your sentences below the line.



Paragraph 2: Ask what your friend has been doing.



Paragraph 3: Add something interesting -- maybe some news or a funny story.



End your letter, "Sincerely," or "Your friend," or "Love."


**My
Name**

Don't forget to add your name!



Parts of Speech

Standard Students use proper conventions of grammar and usage in written work.



Parts of Speech

- 1 Write vocabulary words in the boxes.
- 2 Put each word into the correct category.
- 3 Go to Writing View and write a sentence for five of the words.

NOUNS

VERBS

ADVERBS

ADJECTIVES

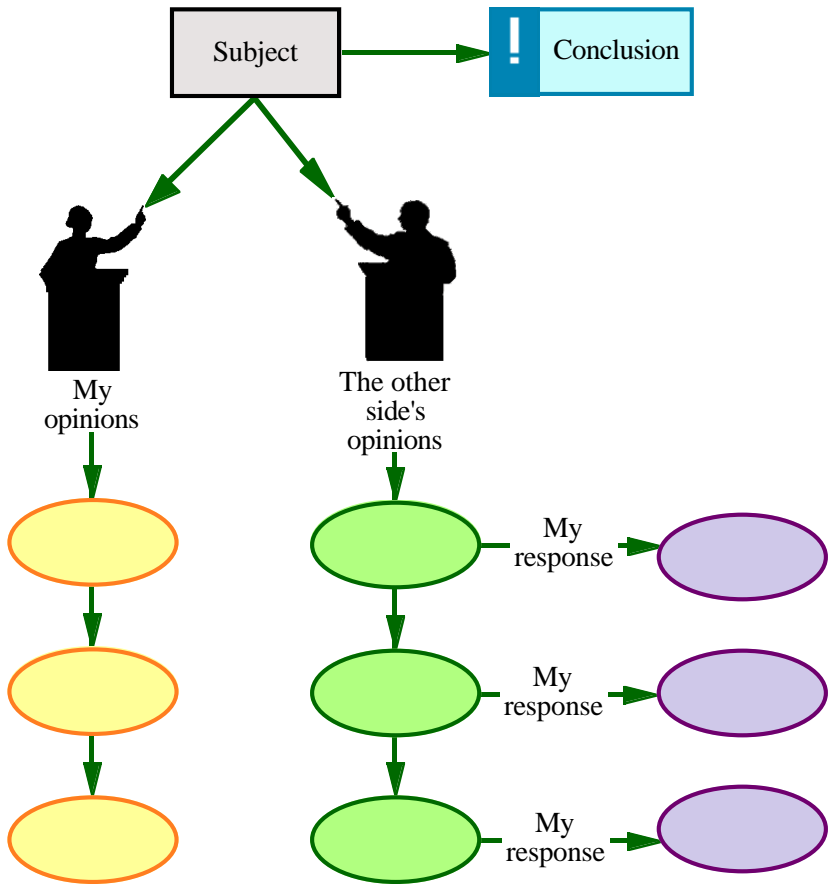


Persuasive Essay

Standard Students use evidence to support opinions, respond to others' ideas and elaborate on issues.

1 Use pictures and words to share your ideas about an issue.


2 Go to Writing View to start a persuasive essay that supports your opinion.




Real or Make Believe

Standard Students understand the similarities and differences between real life and life depicted in visual media, such as cartoons and movies.


Put each creature into the correct category.



Real



Make Believe



Snake with an Ss

Standard Students use basic elements of phonetic analysis to decode unknown words.




**Snake
with an
Ss**

Find pictures that start with **Ss**.




**Lamb with
an Ll**

Find pictures that start with **Ll**.



**Monkey
with an Mm**

Find pictures that start with **Mm**.

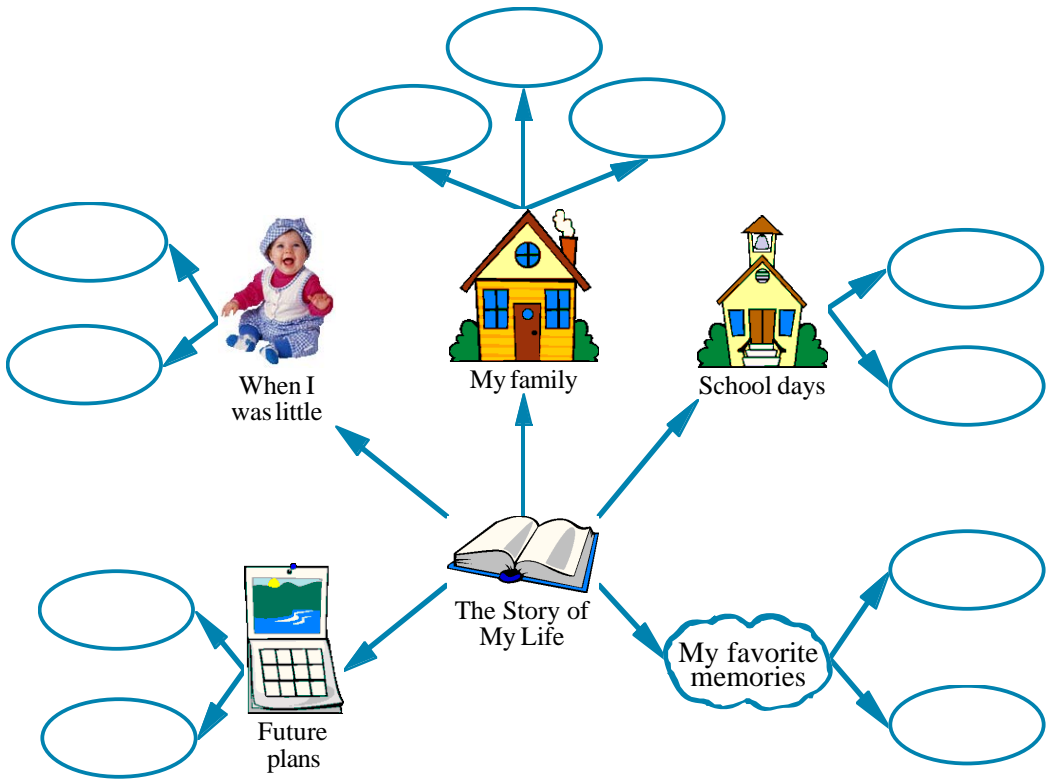


Challenge! Go to Writing View and use your imagination to write sentences that make a connection between the animals and the pictures you chose.



Story of My Life

Standard Students use simple narrative strategies to write autobiographical compositions.



1 Enter words that tell about your life.

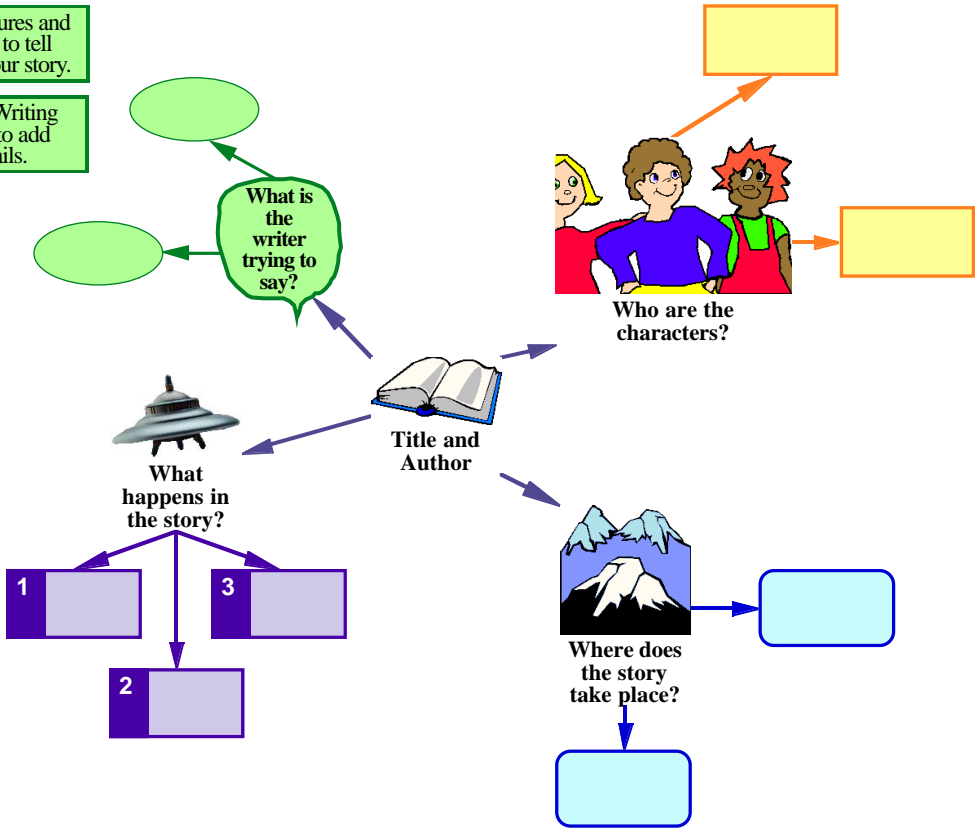
2 Go to Writing View and add details.



Story Web

Standard Students understand the concepts of sequence, setting, characters, main events and plot in stories.

- 1 Use pictures and words to tell about your story.
- 2 Go to Writing View to add details.



Tell a Story

Standard Students write stories and personal experience narratives.

1 Share your ideas for stories

Think of some characters.



Think of some settings.



Think of some actions.



Now choose the characters, setting and actions for a story you will write.

2 Go to Writing View to add details.



Thinking about Poetry

Standard Students read and respond to a wide variety of stories, poems and other literature.



Title and author of poem? Write your thoughts in the notes area of each idea. _____



What is the poem about? _____



What did the poem make you think of? _____



What words did you like? _____

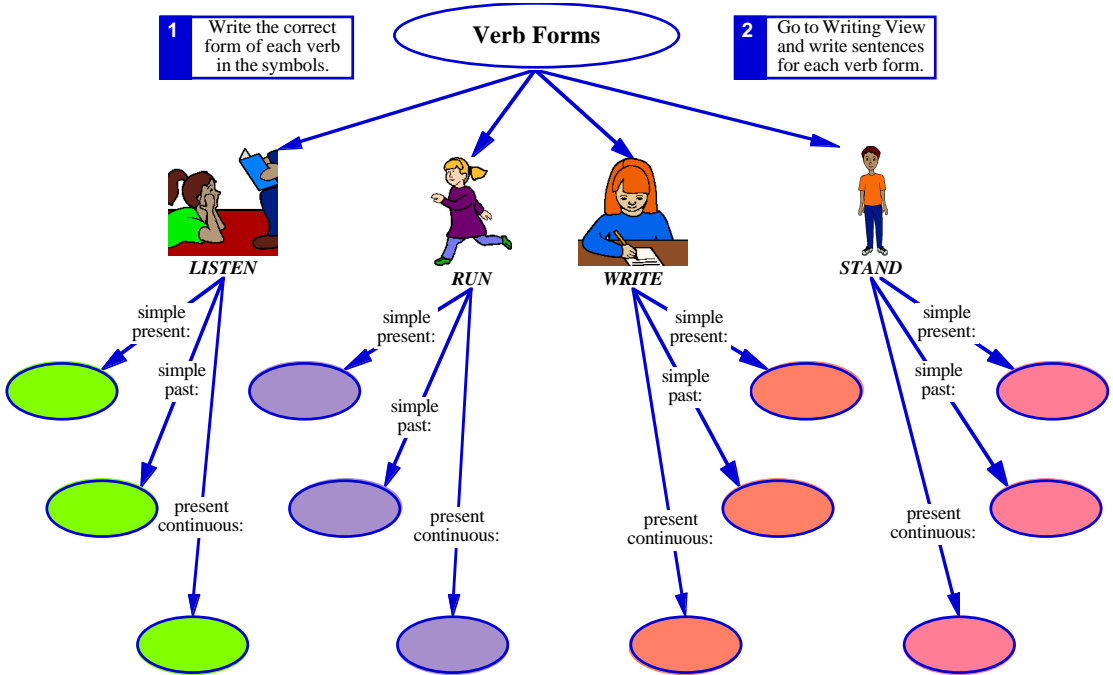


How did the poem make you feel? _____



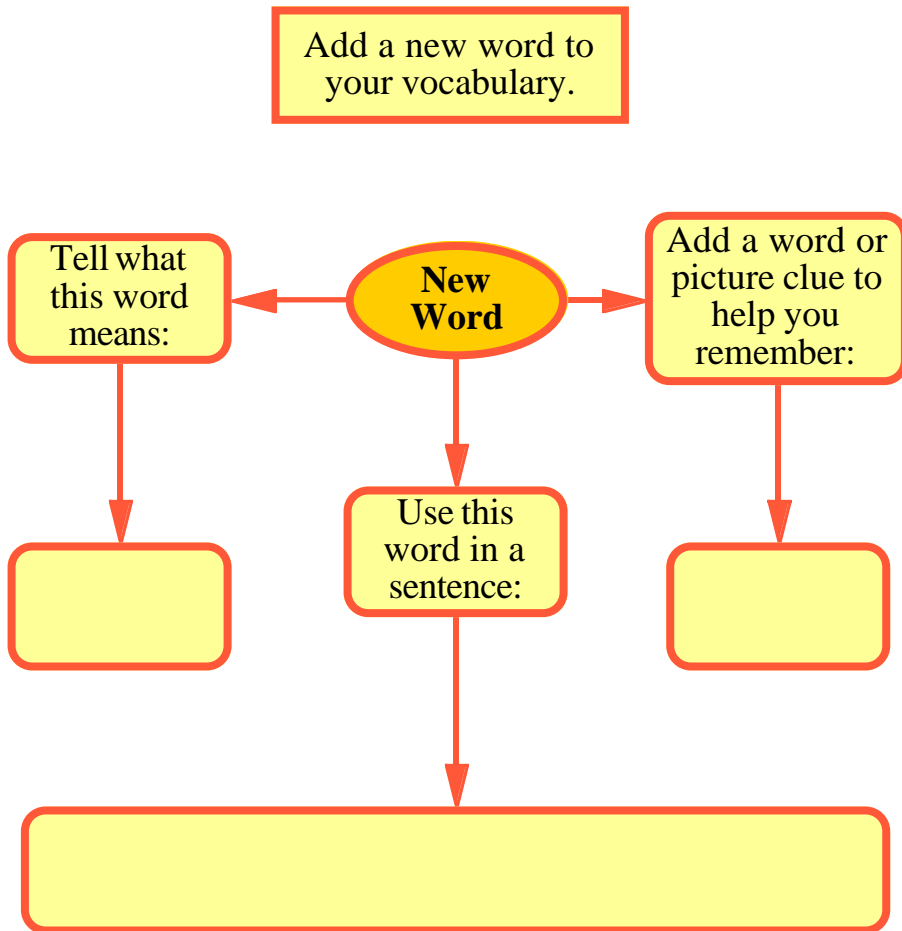
Verb Forms

Standard Students use past, present and future verb tenses in written work.




Vocabulary Word

Standard Students develop strategies to acquire vocabulary.



Social Studies

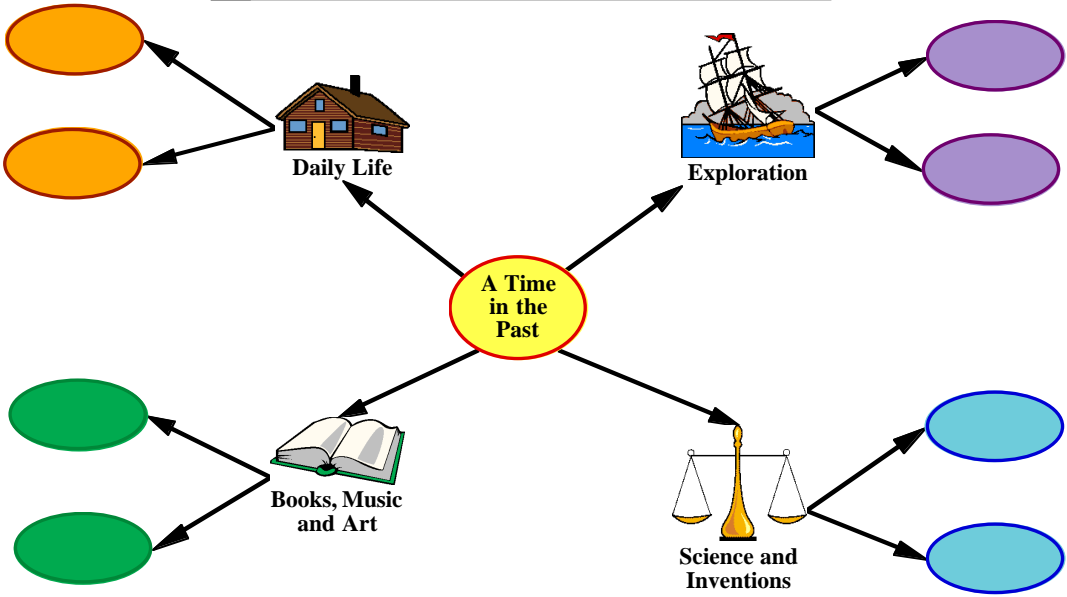




A Time in the Past

Standard Students understand how cultures change over time.

- 1 Use pictures and words to tell about a time in the past.
- 2 Go to Writing View and write a sentence about each idea.



Citizenship

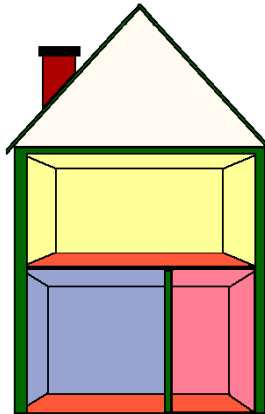
Standard Students understand the requirements of good citizenship.




Everyone wants to sail on the citizen-ship!

To earn your ticket, use pictures and words to tell how to be a good citizen.

At home



In the environment



At school



With people



Community Comparison

Standard Students describe and classify the physical and human characteristics of urban, rural and suburban communities.



urban

Use pictures and words to show what life is like in urban and rural areas.



rural

urban only

urban and rural

rural only

! Challenge! Go to Writing View and describe how suburban life compares to both urban and rural life.



Community Services

Standard Students understand the roles of people who serve their community.



Community Services

What are these community services for? Write or record your ideas for each one.



hospital



police station



fire department



school

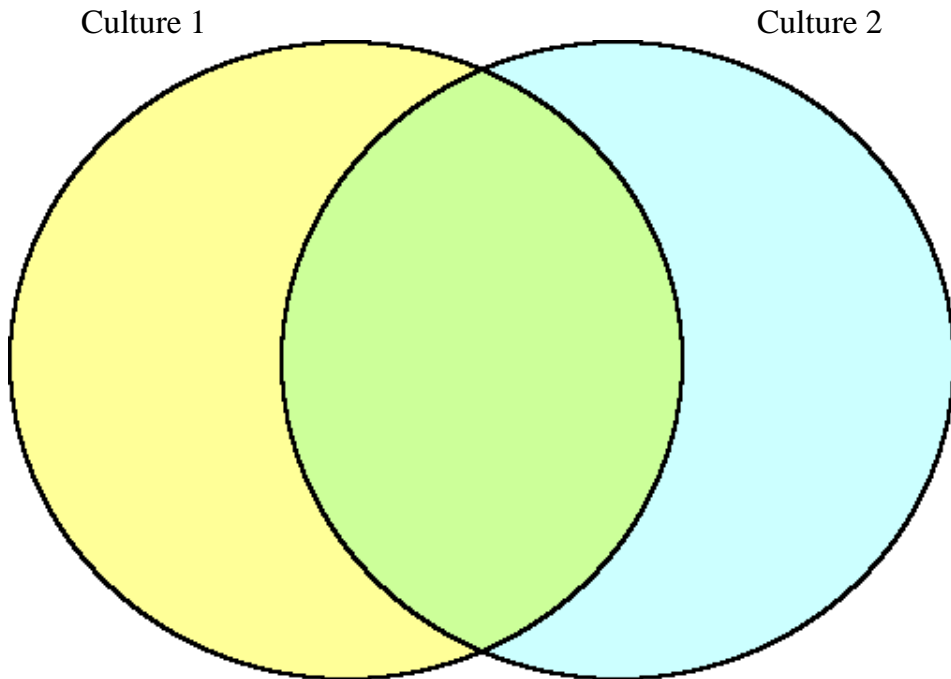


Culture Comparison

Standard Students understand the similarities and differences within and among cultures in different societies.



Use pictures and words to compare two cultures.

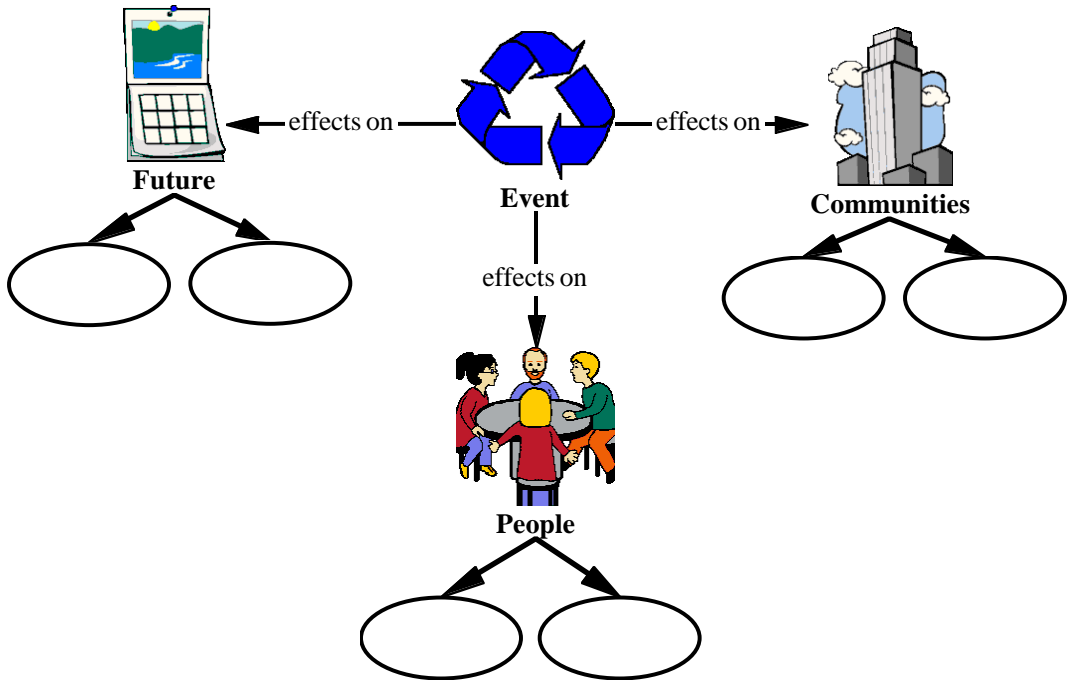


Effect of Event

Standard Students understand the concept of cause and effect.

1 Use pictures and words to describe how an event affects the world around us.

2 Go to Writing View to add details.



Goods and Services

Standard Students recognize ways in which basic needs and wants are met through the production of goods and services.




People earn their livings by providing goods and services for sale or trade.
How many can you think of?

Use pictures and words to tell about goods and services.

Goods are:

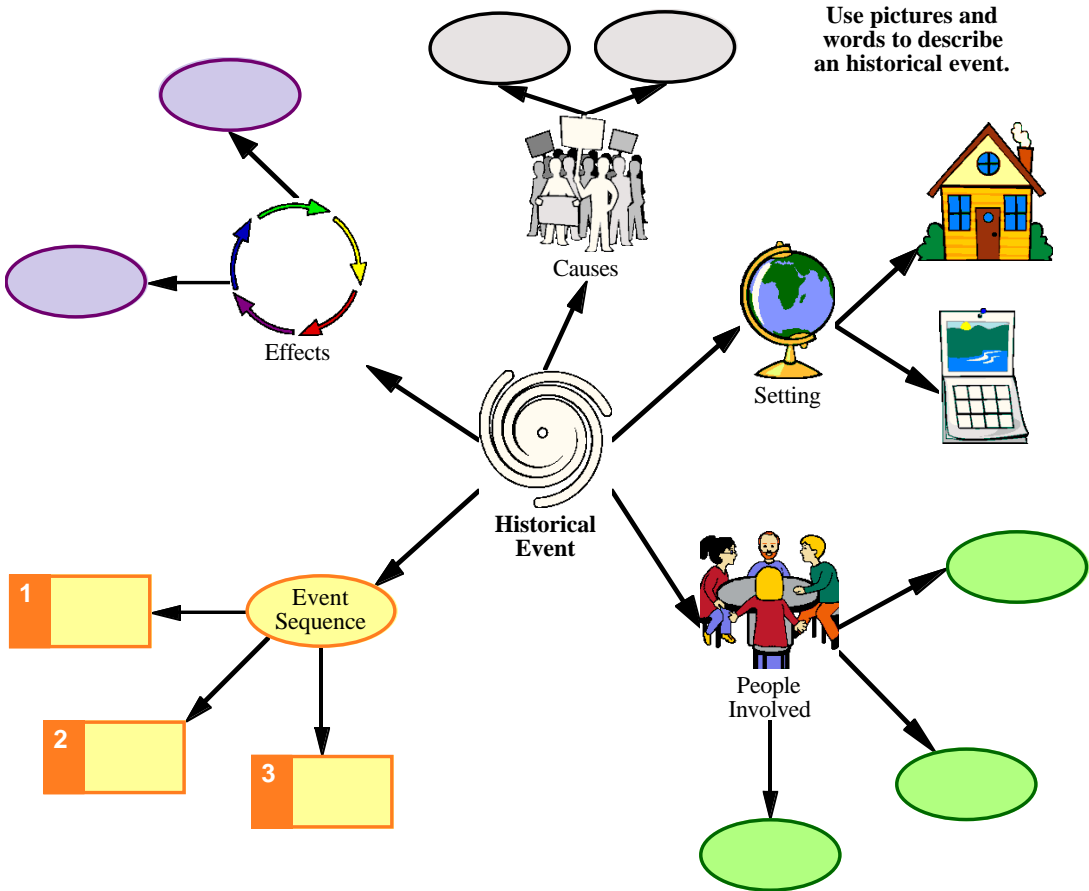


Services are:



Historical Event

Standard Students summarize the key events of the era they are studying and explain the historical contexts of those events.



Holidays

Standard Students recognize and understand the people and events honored in commemorative holidays and celebrations.



Holidays

Holidays are special occasions that commemorate certain people or events.


1

Use pictures and words to tell about a holiday.

2

Go to Writing View to add details and explain the significance of the holiday.

Holiday



Neighborhood Map

Standard Students construct maps and models of neighborhoods, incorporating such structures as police and fire stations, airports, banks, hospitals, supermarkets, harbors, schools, homes and transportation lines.



Neighborhood
Map

Use pictures and
words to tell about
your neighborhood.

My Neighborhood

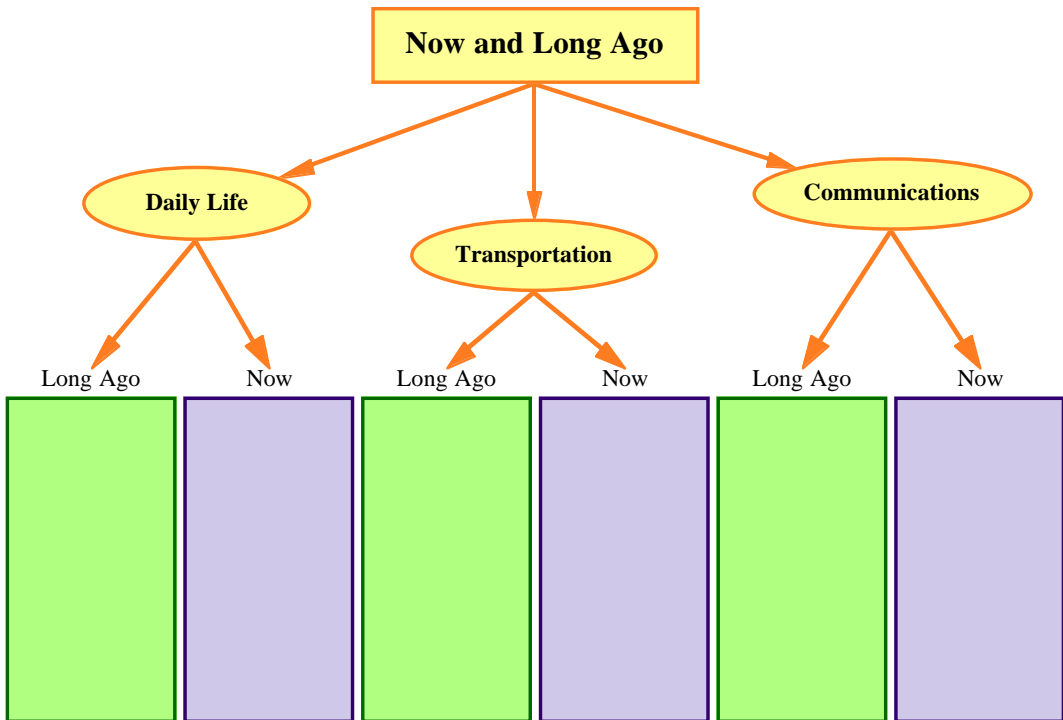


Now and Long Ago

Standard Students understand how cultures change over time.

Use pictures and words to show how life today is different from the way it was long ago.

Go to Writing View to add details.




Rules Rule

Standard Students identify and follow classroom and school rules that guide behavior and establish order to accomplish tasks.




Use pictures and words to tell about rules.


Rules for playing



Rules for story time



Rules for being safe





Signs

Standard Students use strategies to understand informational texts, such as charts, graphs, signs and warnings.

What do they mean?

- 1 Read or listen to the clues below.
- 2 Click the clues one at a time, then click the sign that goes with it.

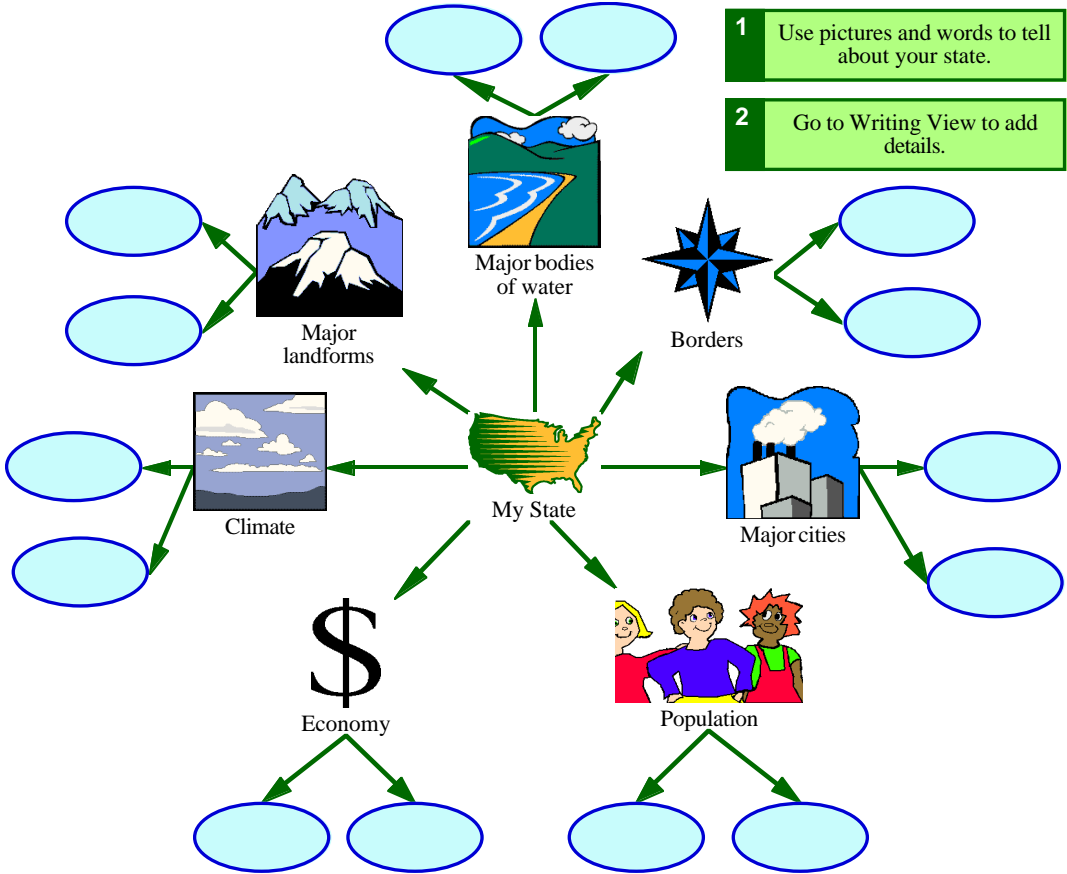
Poison	Hospital	Information
Walk	Stop	Wheelchair Access
Recycle	Don't Walk	Restroom

- 3 Think of one of your classroom rules. Find or create a sign to describe this rule.



State Report


Standard Students understand the physical and human characteristics of their state or region.



Wants and Needs

Standard Students understand the difference between needs and wants.

Use pictures and words to tell about different wants and needs.



For lunch

Wants

Needs



On a cold day

Wants

Needs



Go to
Writing
View to add
details.




A place to
live

Wants

Needs



Science




Animal Classification

Standard Students know that living things can be sorted into groups using various features.

Animal
Classification

Use pictures and words to add
more animals to each category.

insect



beetle

bird



pigeon

mammal



kitten

reptile



snake

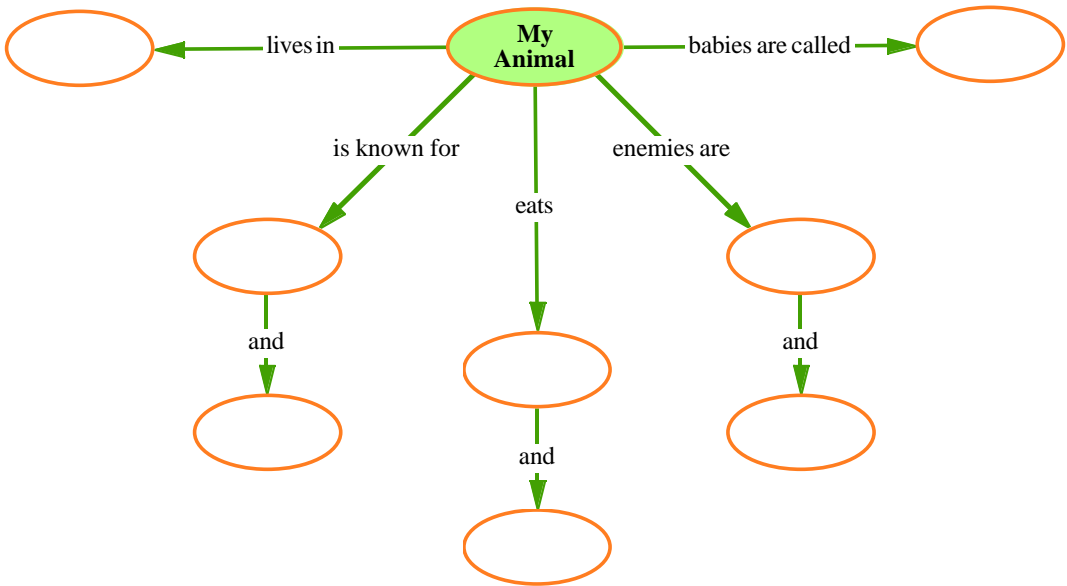




Animal Concept Map

Standard Students know that plants and animals have features that help them live in different environments.

Use pictures and words to tell about your animal.



Balanced Meal

Standard Students understand eating a variety of healthy foods helps people to stay healthy.

1 Drag foods into the correct food groups.

2 Plan a balanced meal by moving foods onto the lunch tray.


Dairy




Fats, oils and sweets




My Balanced Meal



Fruits and vegetables



Meat, fish and eggs



Bread, cereal, rice and pasta





Cause and Effect

Standard Students know that both slow and rapid processes, such as erosion, landslides and earthquakes, are constantly changing features on the Earth's surface.

Use pictures and words to describe the causes and effects of a natural event like a volcano or earthquake.

Causes

Three empty rectangular boxes stacked vertically within a larger purple-bordered container.

Effects

Three empty rectangular boxes stacked vertically within a larger purple-bordered container.

Event






Clouds

Standard Students develop an understanding of objects in the sky and the way they change.





Experiment

Standard Students design and implement simple investigations and communicate findings to others.

 **Science Experiment** _____

 **What do I want to find out?** _____


 **Hypothesis** _____

 **What steps will I take?** _____

1 _____

2 _____

3 _____

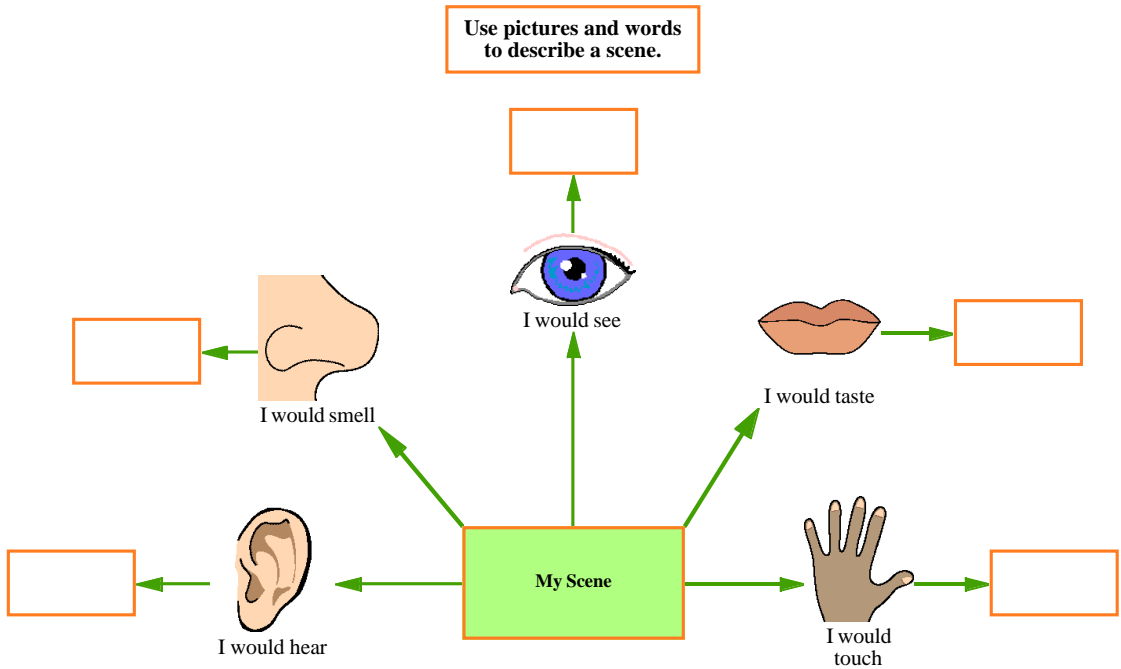
 **What are the results?** _____

1 _____



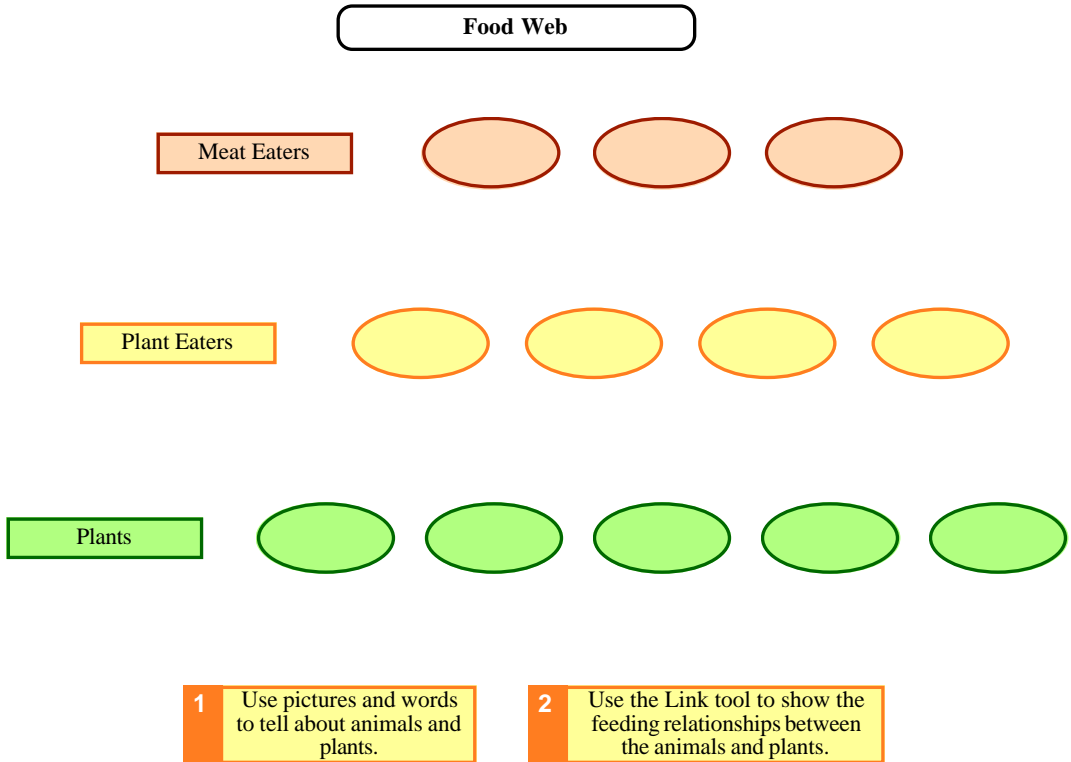
Explore with Senses

Standard Students observe common objects using the five senses.



Food Web

Standard Students understand that plants are the source of all animals' food in most ecosystems.



Habitats

Standard Students know that plants and animals have features that help them live in different environments.

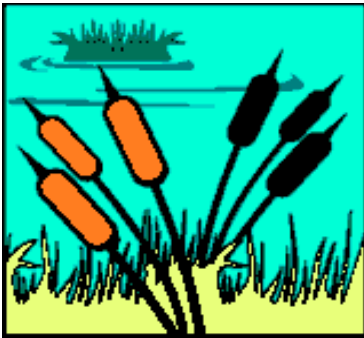
Habitats

1

Use pictures and words to describe the plants and animals that live in each habitat.

2

Go to Writing View to add details.



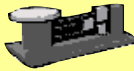
Measurement Tools

Standard Students use appropriate tools and simple equipment to gather scientific data and extend the senses.

1 Use pictures and words to tell about the property that each tool measures.

2 Give an example of something you could measure with each tool.

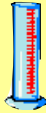
Scale



Property

Example

Cylinder



Property

Example

Thermometer



Property

Example

Ruler



Property

Example





Recording Observations

Standard Students design and implement simple scientific investigations.

Recording Observations

Directions:

1. Choose a natural system to study, such as a local habitat, celestial objects or the seasons.
2. At regular intervals, observe changes in the system.
3. Take notes on what you observe, and include the date and time in your notes.

Date and Time:

Notes:

Date and Time:

Notes:

Date and Time:


Notes:




Seasons

Standard Students know that changes in weather occur from day to day and over seasons, affecting the Earth and its inhabitants.

Winter




Spring




Use pictures and words to describe how seasons are different.

Fall

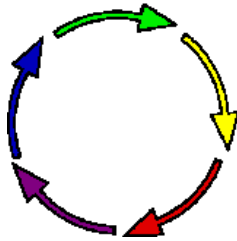


Summer




Simple Cycles

Standard Students know that the basic life cycle of living things consists of birth, growth and development, reproduction and death.

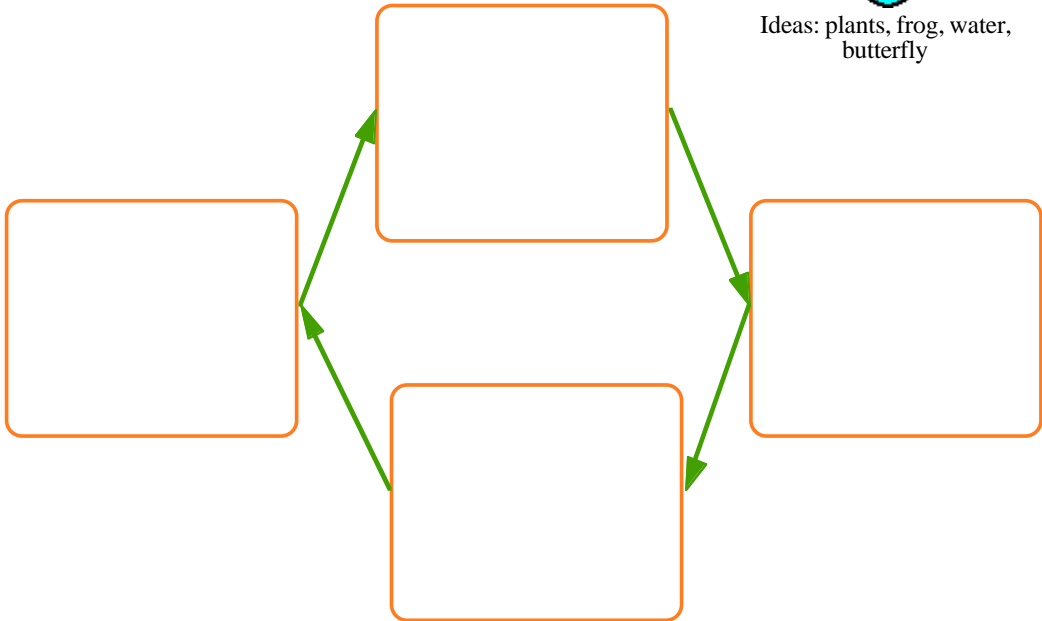


Simple Cycles

Use pictures and words to create a simple cycle.



Ideas: plants, frog, water, butterfly

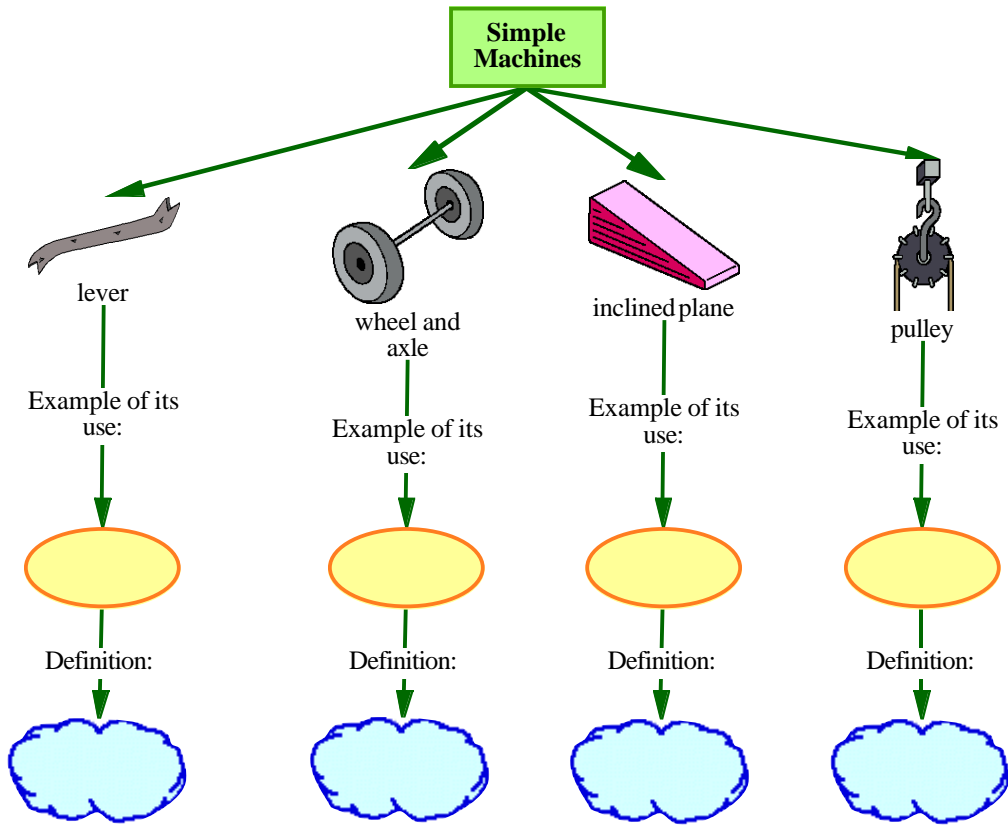


Simple Machines

Standard Students know that forces cause changes in speed or direction in the motion of objects.


1 Use pictures and words to tell about each kind of simple machine.

2 Go to Writing View to add details.



This Week's Weather

Standard Students understand that short-term weather conditions can change daily.



**This Week's
Weather**

Use pictures and words
to show the kind of
weather your town has
each day of the week.

Sunday




Monday



Tuesday



Wednesday



Thursday





Friday



Saturday



Math





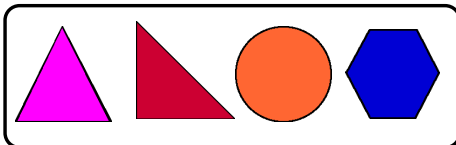


Alike and Different

Standard Students identify common geometric figures and classify them by common attributes.

1 Put the pictures that don't belong into the empty boxes.

2 Add two new pictures that go with the one you dragged out.

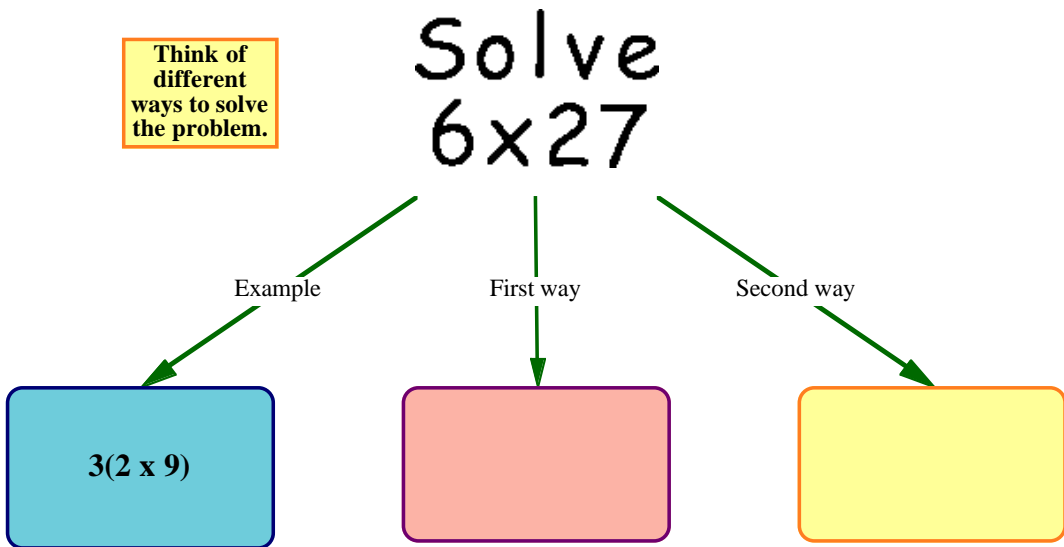
3 Go to Writing View to explain why the pictures belong together.





Alternative Solutions

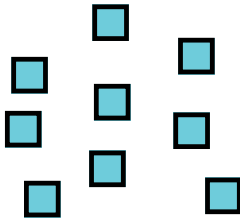
Standard Students understand various meanings of multiplication and division.



Building Rectangles

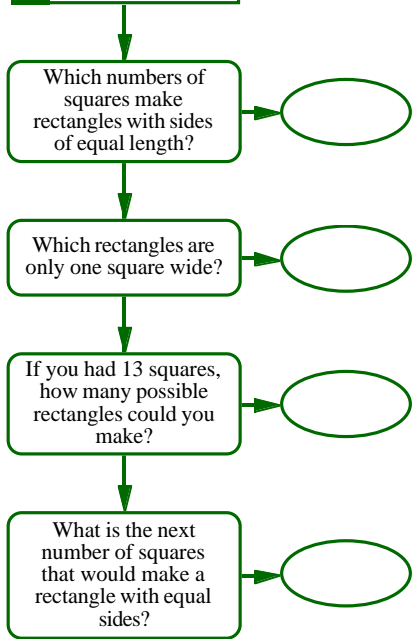
Standard Students recognize a wide variety of patterns and the rules that explain them.

1 Use the square blocks below to build rectangles that contain from 1 to 9 blocks. Enter the number of squares in the length and width of each rectangle you create.



Number of squares	Rectangle dimensions
1	L=1 W=1
2	
3	
4	
5	
6	
7	
8	
9	

? Questions



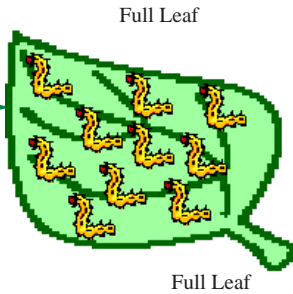


Caterpillar Subtraction

Standard Students compute fluently and make reasonable estimates.

Move caterpillars from the full leaves to the empty leaves so that:

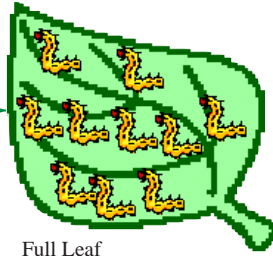
1 There are 7 left on the Full Leaf.



$$-10 - ? = 7$$



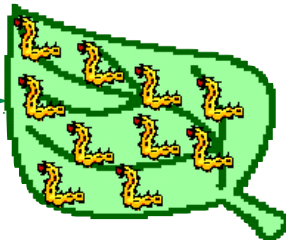
2 There are 6 left on the Full Leaf.



$$-10 - ? = 6$$



3 There are an equal number on both leaves.

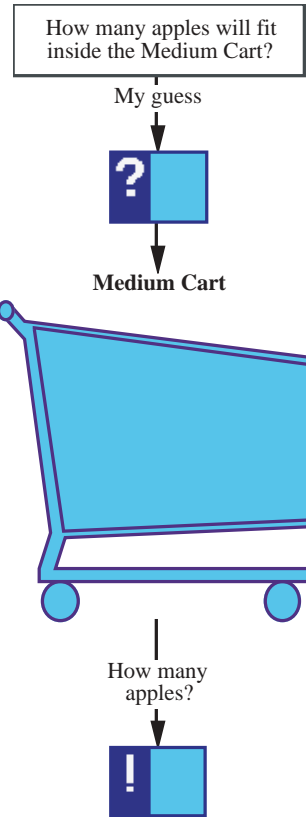
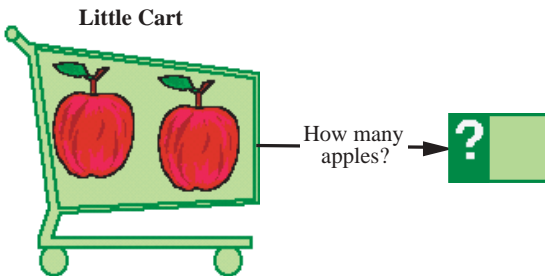
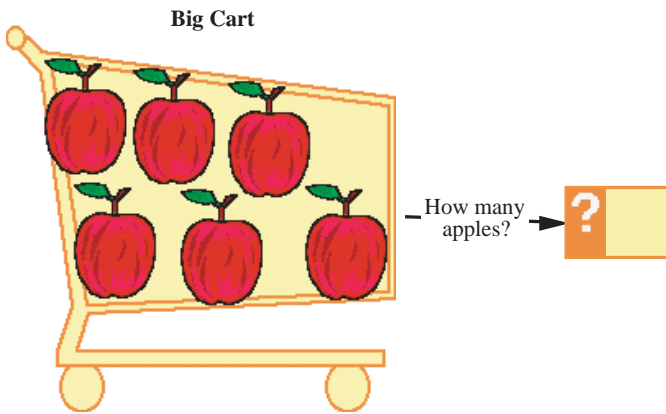


$$-10 - ? = ?$$



Estimation

Standard Students use a variety of methods and tools, such as objects, mental computation and estimation, to compute.



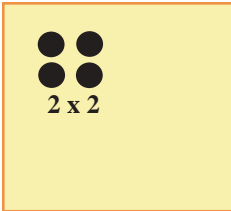


Factor Maker

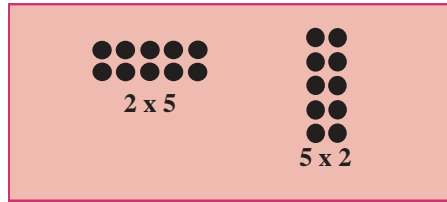
Standard Students identify such properties as commutativity, associativity and distributivity and use them to compute with whole numbers.

Use the Symbol Maker to make factor patterns for the numbers below.

Four




Ten



Six



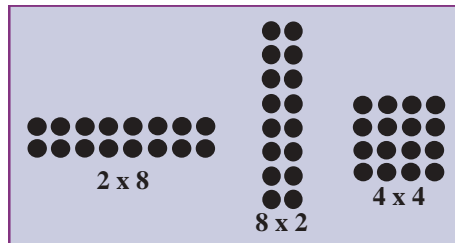
Twelve



Eight



Sixteen



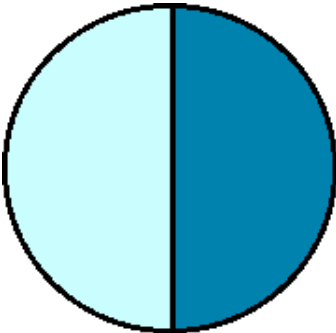
Fraction Action

Standard Students recognize and generate equivalent forms of commonly used fractions, decimals and percents.

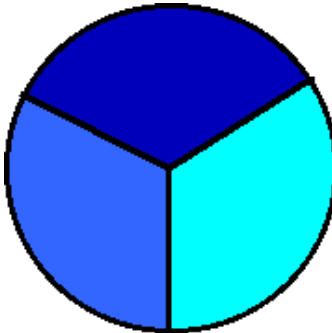
Move the fractions to the correct category.

$$\frac{7}{21} \quad \frac{8}{32} \quad \frac{3}{6} \quad \frac{4}{16} \quad \frac{2}{6}$$
$$\frac{3}{12} \quad \frac{2}{8} \quad \frac{3}{9} \quad \frac{2}{4}$$

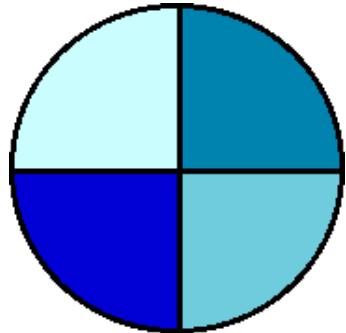
one half



one third



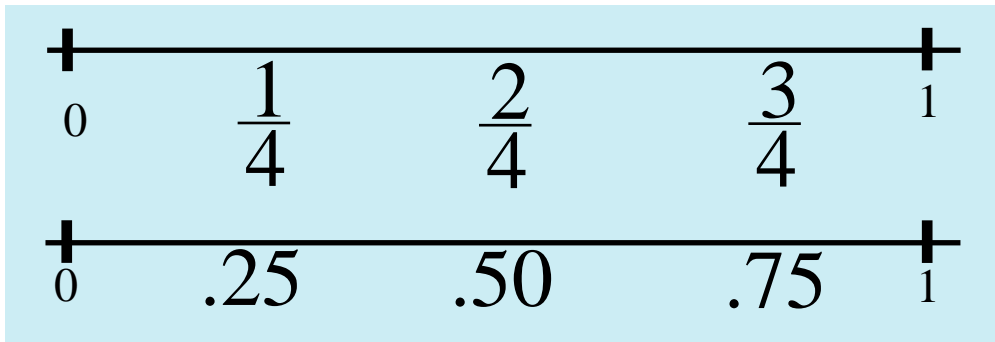
one fourth



Fractions and Decimals

Standard Students understand numbers, ways of representing numbers, relationships among numbers and number systems.

One Quarter



Study the pattern on the number line above.

Use the Symbol Maker to make a similar pattern on the number line below.

One Fifth



Making Change

Standard Students model and solve problems by representing, adding and subtracting amounts of money.



Cost = \$3.45

Buying an Ice
Cream Sundae

Imagine you have
\$5.00. Think of three
different ways you
could get change.

First way:

Second way:

Third way:

Remember:



penny=1¢



nickel=5¢



dime=10¢



quarter=25¢



one dollar=100¢



Making Sets

Standard Students develop understanding of the relative position and magnitude of whole numbers and of ordinal and cardinal numbers and their connections.

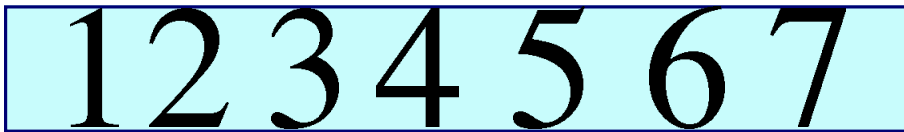
Count how many numbers are in Set 1.

Put the same number of baby animals in Set 2.

Put two less pumpkins in Set 3.

Make Set 4 have the same number of birds as Set 1. Make the fourth bird a swan.

Set One




Set Two



Set Three



Set Four





Math Puzzles

Standard Students represent and analyze mathematical situations and structures using algebraic symbols.

Math Puzzles

$\square - 6 = 7$
 A number minus 6 equals 7

$4 \times \square = 16$
 4 times a number equals 16

$\square \div 4 = 8$
 A number divided by 4 equals 8

Record the thinking steps you use to find the missing numbers in each problem. Type the missing numbers into the correct symbols.



<ol style="list-style-type: none"> <li style="border: 1px solid orange; background-color: #ffffcc; padding: 5px; margin-bottom: 5px;">1 <input style="width: 90%;" type="text"/> <li style="border: 1px solid orange; background-color: #ffffcc; padding: 5px; margin-bottom: 5px;">2 <input style="width: 90%;" type="text"/> <li style="border: 1px solid orange; background-color: #ffffcc; padding: 5px; margin-bottom: 5px;">3 <input style="width: 90%;" type="text"/> <p style="text-align: center; margin: 0;">The Missing Number =</p> <input style="width: 100%; height: 30px; margin-top: 5px;" type="text"/>	<ol style="list-style-type: none"> <li style="border: 1px solid orange; background-color: #ffffcc; padding: 5px; margin-bottom: 5px;">1 <input style="width: 90%;" type="text"/> <li style="border: 1px solid orange; background-color: #ffffcc; padding: 5px; margin-bottom: 5px;">2 <input style="width: 90%;" type="text"/> <li style="border: 1px solid orange; background-color: #ffffcc; padding: 5px; margin-bottom: 5px;">3 <input style="width: 90%;" type="text"/> <p style="text-align: center; margin: 0;">The Missing Number =</p> <input style="width: 100%; height: 30px; margin-top: 5px;" type="text"/>	<ol style="list-style-type: none"> <li style="border: 1px solid orange; background-color: #ffffcc; padding: 5px; margin-bottom: 5px;">1 <input style="width: 90%;" type="text"/> <li style="border: 1px solid orange; background-color: #ffffcc; padding: 5px; margin-bottom: 5px;">2 <input style="width: 90%;" type="text"/> <li style="border: 1px solid orange; background-color: #ffffcc; padding: 5px; margin-bottom: 5px;">3 <input style="width: 90%;" type="text"/> <p style="text-align: center; margin: 0;">The Missing Number =</p> <input style="width: 100%; height: 30px; margin-top: 5px;" type="text"/>
---	---	---



Patterns

Standard Students recognize, describe and extend patterns such as sequences of sounds and shapes.

Add pictures to complete each pattern.



Now make your own pattern!

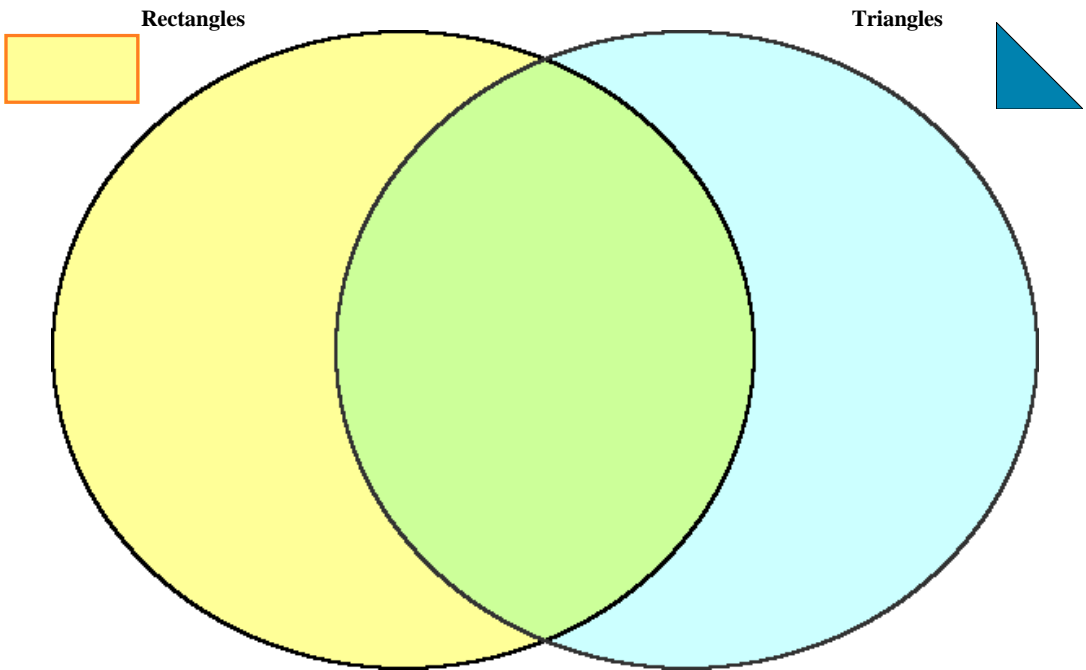




Rectangles and Triangles

Standard Students recognize, name, build, draw, compare and sort two- and three-dimensional shapes.

Use pictures and words to identify objects that are made of rectangles and triangles.




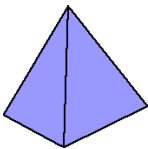
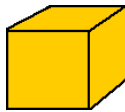
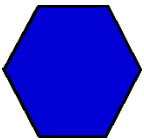

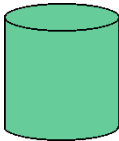

Shapes

Standard Students recognize, name, build, draw, compare and sort two- and three-dimensional shapes.

Shapes

1 Write or record the name for each shape.

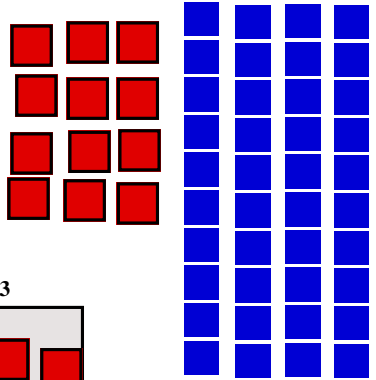
2 Drag pictures that use these shapes into the empty box.




Tens and Ones

Standard Students develop a sense of whole numbers and represent and use them in flexible ways, including relating, composing and decomposing numbers.

- 1** Tell how many blocks are in each example.
- 2** Figure out a different way to put 37 blocks into the empty box.



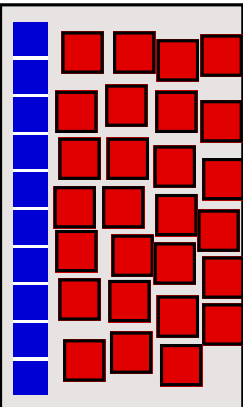
Example 1



Single blocks?

Groups of 10?


Example 2



Single blocks?

Groups of 10?

Example 3




Single blocks?

Groups of 10?

My Example



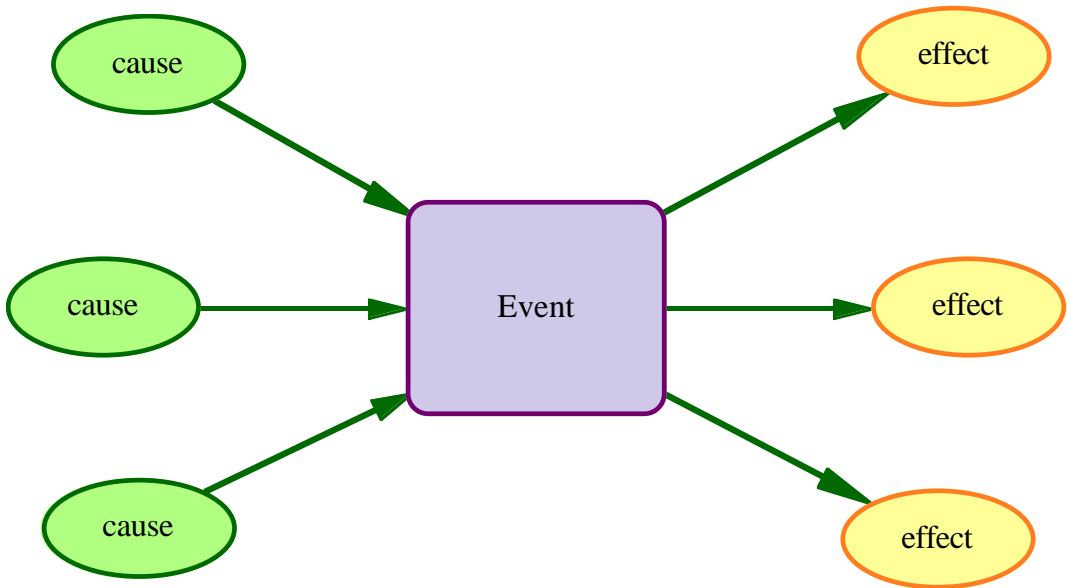
More



Cause and Effect


Standard Students recognize structural patterns or organization, such as cause and effect, in informational texts.

Use pictures and words to tell about cause and effect.



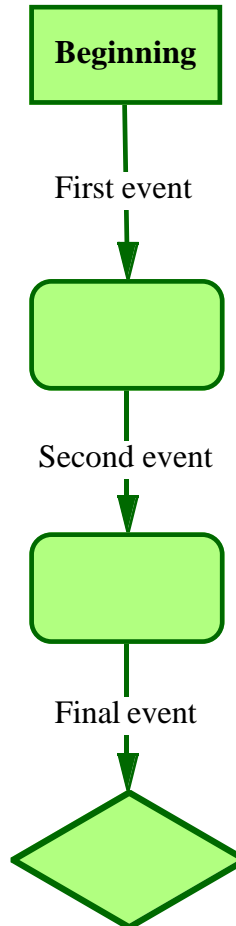
Chain of Events

Standard Students retell the order of important events.



Chain of Events

Use pictures and words to tell about the stages of an event.





Classifying Ideas

Standard Students interpret and evaluate information and ideas.

1 Name each of the three categories.

2 Type thoughts, ideas or facts into the rectangles.

3 Sort your ideas.




Comparison


Standard Students develop mental processes based on identifying similarities and differences.

Use pictures and words to tell how two things or ideas are alike and different.

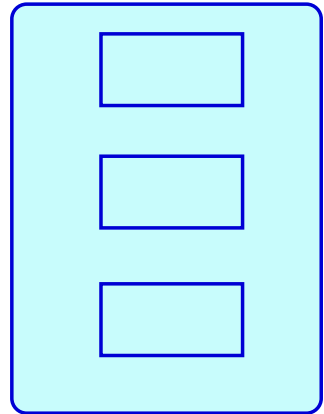
Thing or Idea 1



Both



Thing or Idea 2

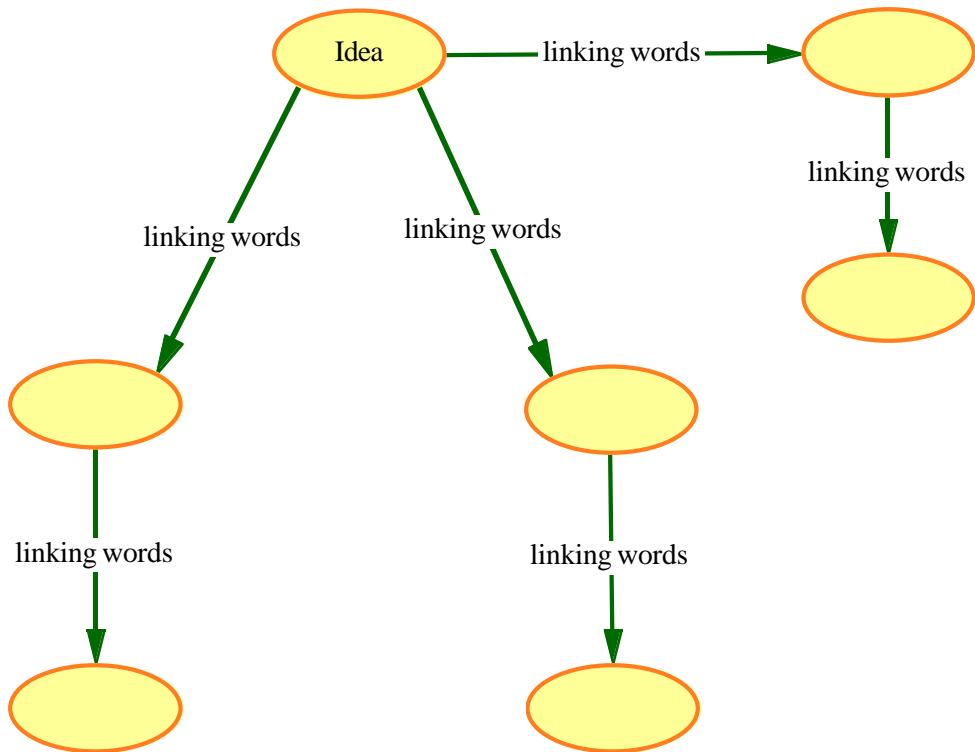


Concept Map

Standard Students use structural patterns or organization to understand informational texts.

Use pictures and words to explain an idea.

Type words on the links to show the relationships between details.

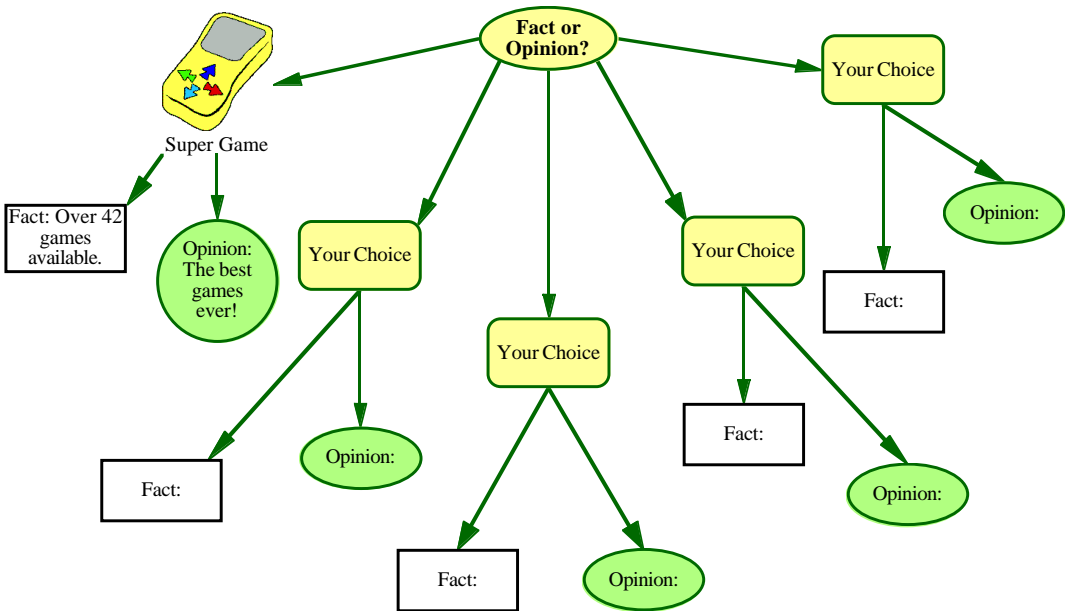




Fact or Opinion

Standard Students understand the difference between fact and opinion.

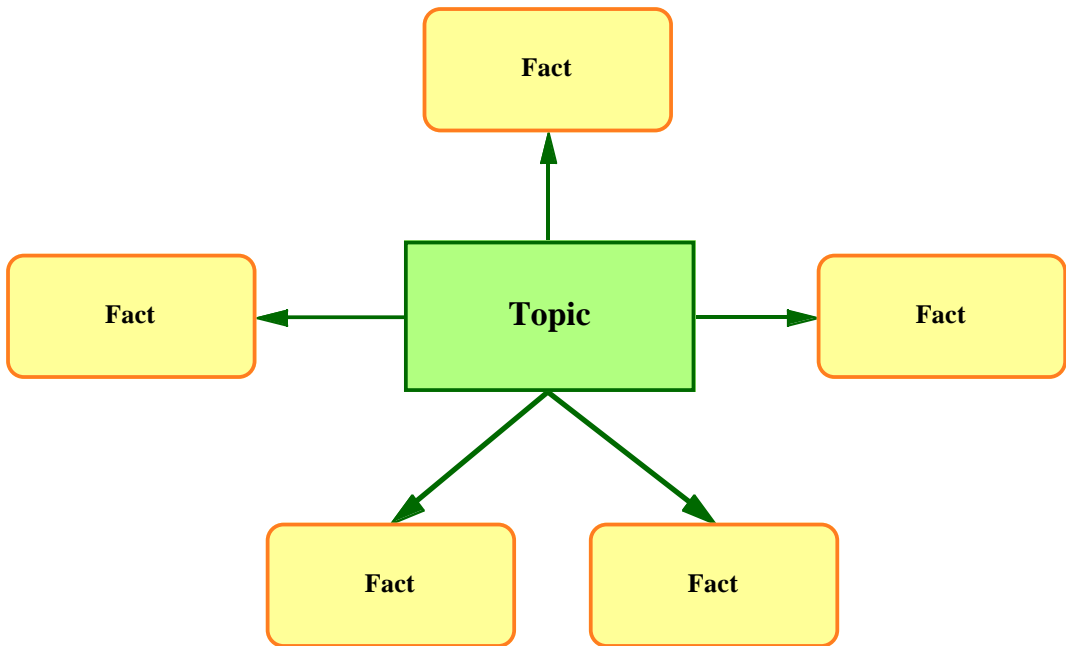
- 1 Use pictures and words to represent different things or ideas.
- 2 Write a fact and an opinion for each of your choices.



Five Facts

Standard Students collect information for research purposes.

Use pictures and words to tell
five facts about a topic.



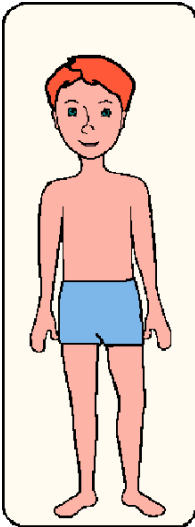
Get Ready

Standard Students make and defend decisions about daily activities.


Get Ready!

Use pictures to dress each child for their special occasion.

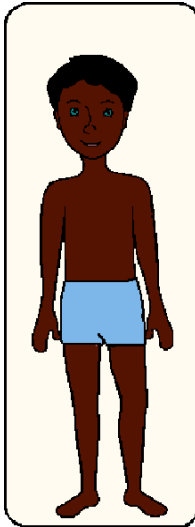
Leo is going camping.



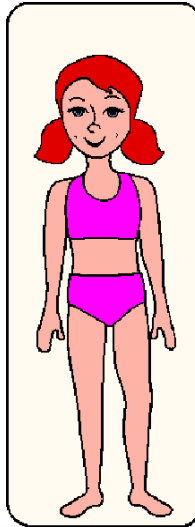
Jane is going to a fancy party.



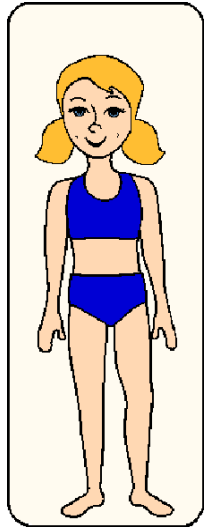
Mike needs a silly costume for a play.



Monica is going to the beach.



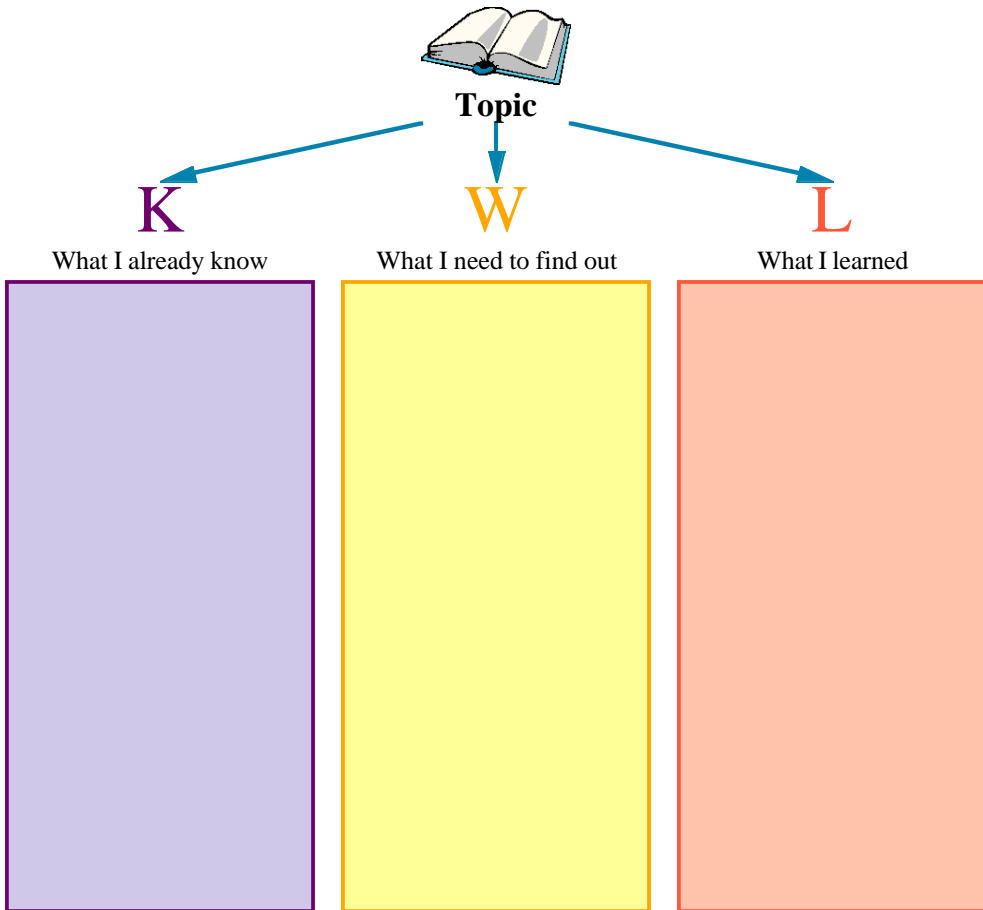
Think of your own special occasion.





Standard Students develop a variety of strategies, such as organizing information, planning a course of action and determining how to locate information, to plan research.

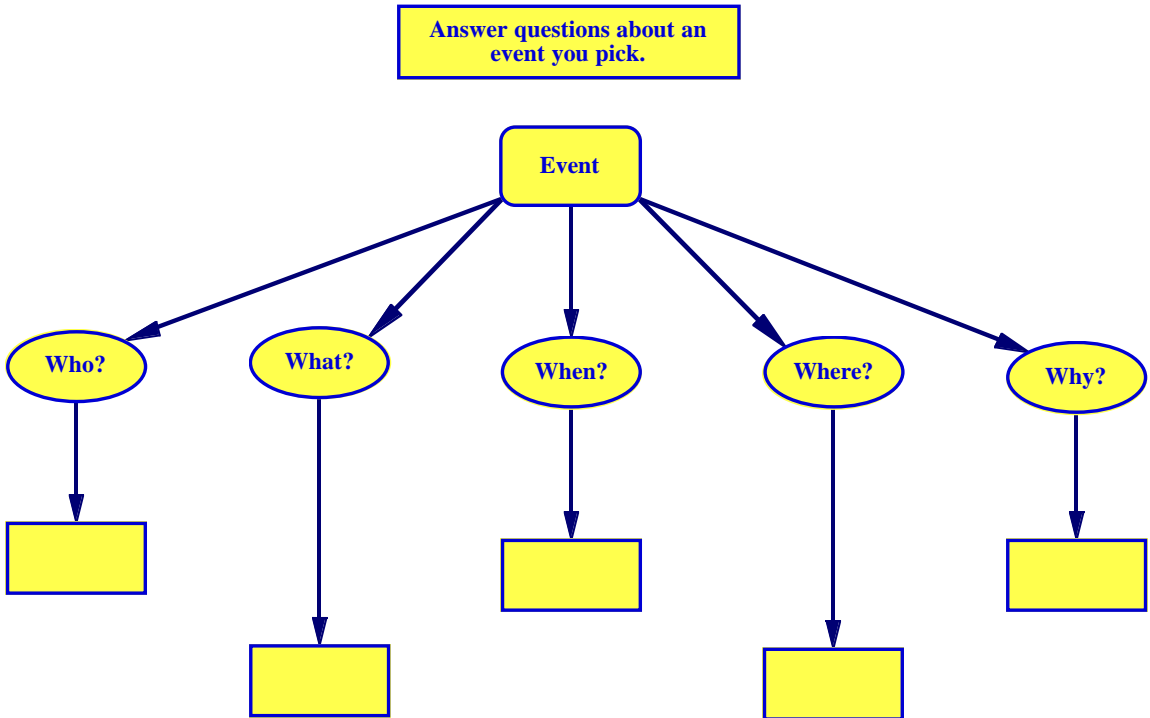
Use pictures and words to tell about a topic.





Responding to Questions

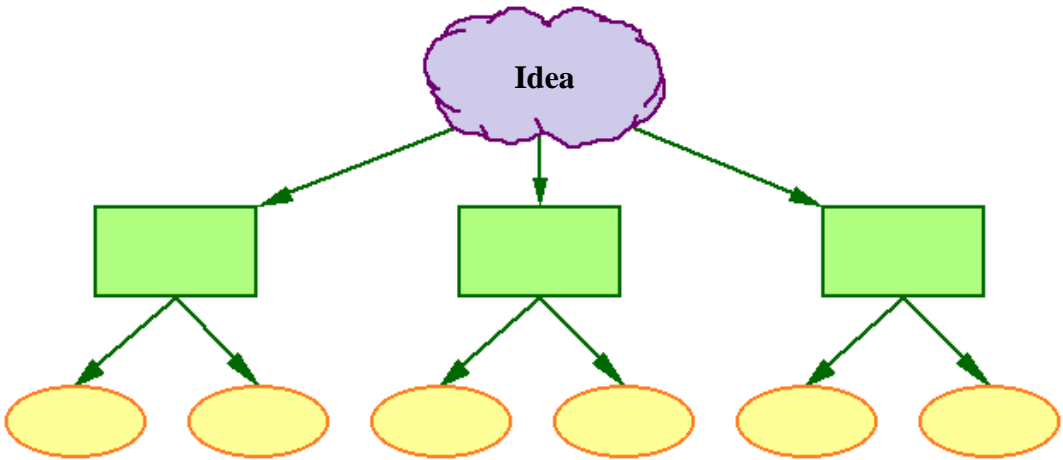
Standard Students ask and answer how, when, where and why questions about elements of a text.



Supporting Details

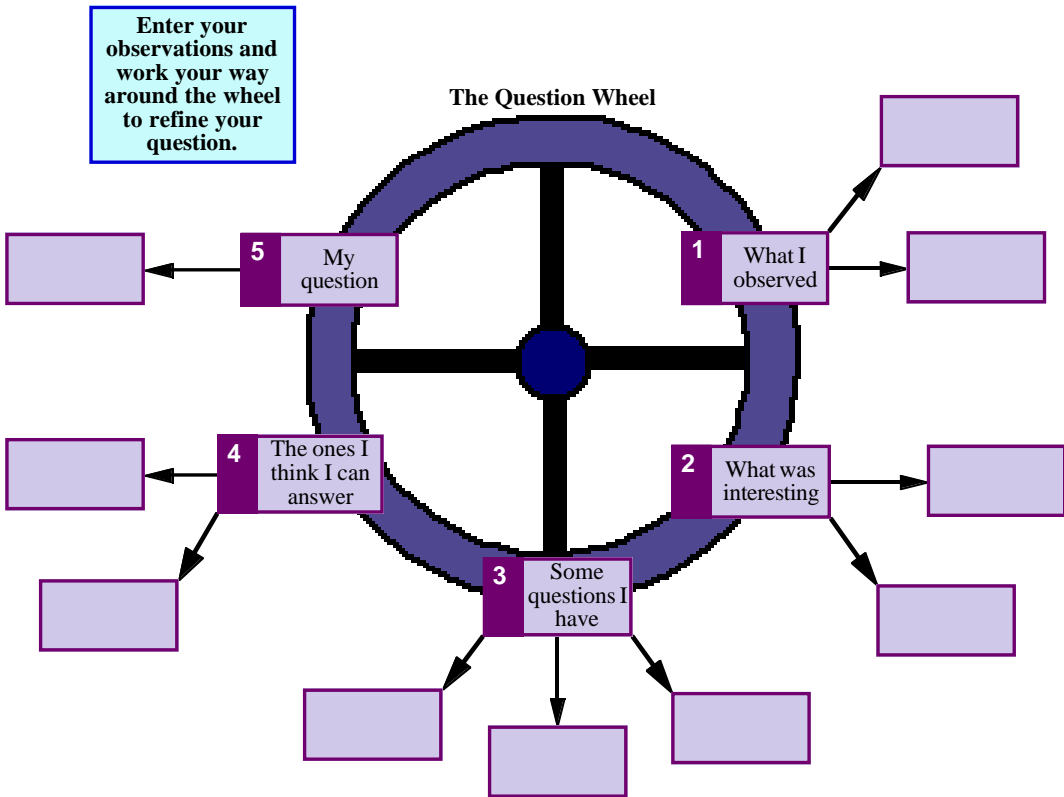
Standard Students convey understanding of the main idea and supporting details in a reading selection.

Use pictures and words to describe an idea and add details



The Question Wheel

Standard Students develop strategies to understand informational texts.



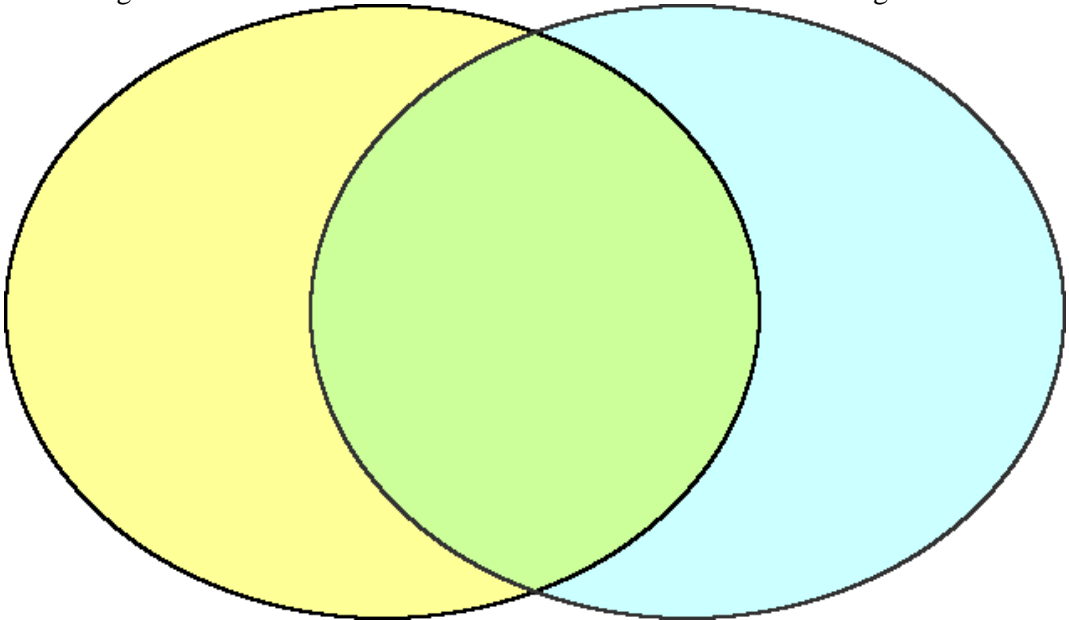
Venn Diagram

Standard Students develop mental processes based on identifying similarities and differences.

Use pictures and words to show the similarities and differences between two things or ideas.

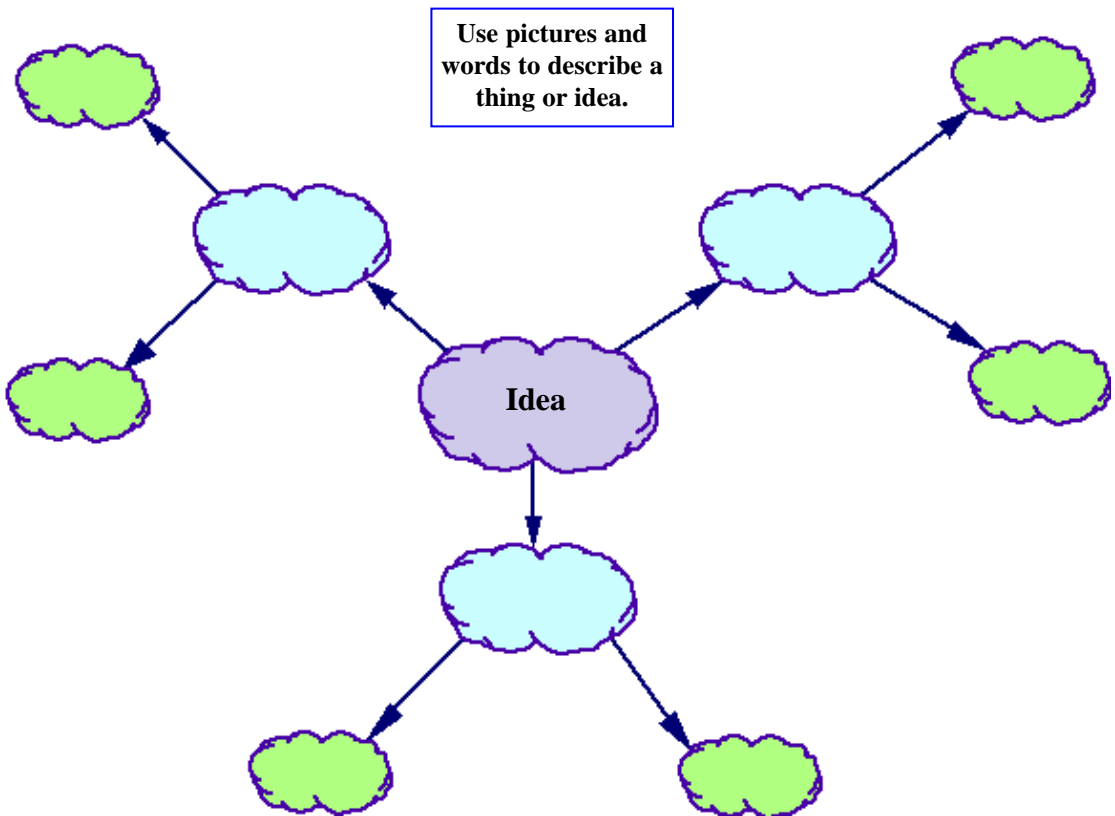
Thing or Idea A

Thing or Idea B



Webbing

Standard Students develop prewriting strategies, such as using graphic organizers, story maps and webs, to plan written work.





Writing Directions

Standard Students give precise directions and instructions such as in games and tasks.

Use pictures and words to give directions for a task or game.

How to:

- 1
- 2
- 3
- 4
- 5
- 6
- 7
- 8



©2004 Inspiration Software, Inc. All rights reserved. Inspiration Software® and Kidspiration® are registered trademarks and the Kidspiration design mark is a trademark of Inspiration Software, Inc. All other brands are the property of their respective owners.

Inspiration[®]
SOFTWARE, INC

7412 SW Beaverton Hillsdale Hwy, Suite 102
Portland, OR 97225 • www.inspiration.com